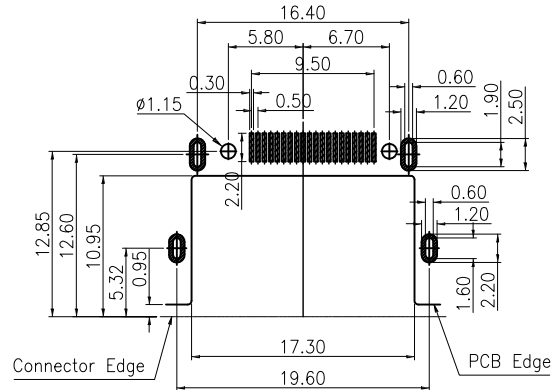
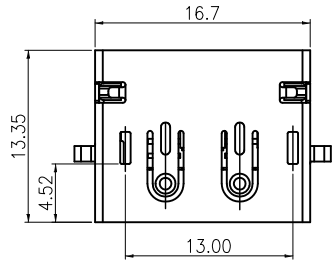


RoHS compliant



RECOMMENDED PCB LAYOUT
(THICKNESS=1.60±0.05mm)

NOTE:

A. MATERIAL:

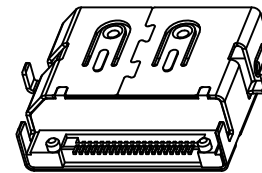
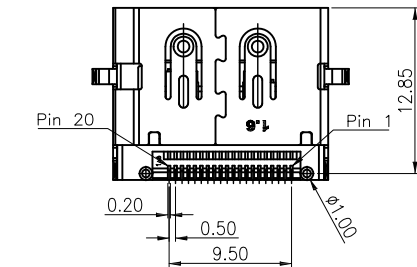
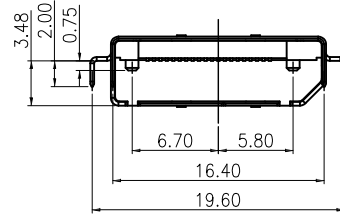
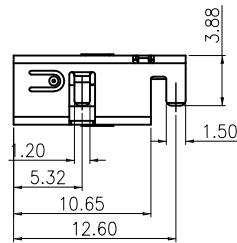
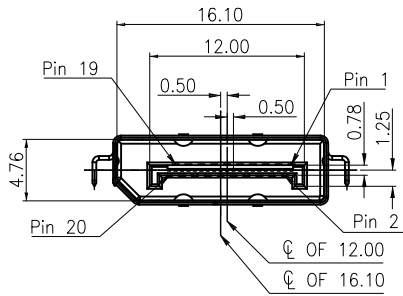
1. Housing: LCP(HF) UL94V-0 Black
2. Contact: Copper Alloy
3. Shell: Steel

B. PLATING:

1. Contact: Contact Area Gold Plated
Solder Area Sn Plated
Under Plated Nickel
2. Shell: Nickel Plated

C. SPECIFICATION:

1. Current: 0.5A
2. Voltage: 40V RMS
3. Withstanding Voltage: 500V AC
4. Contact Resistance: $\Delta R=30\text{ m}\Omega$ max. (Contact)
 $\Delta R=50\text{ m}\Omega$ max. (Shell)
5. Insulation Resistance: 100 M Ω min.
6. Temperature Range: -20°C to +85°C
7. Mating And unmating Force:
 - 7.1 Mating Force: 4.5Kg(44.1N)Max.
 - 7.2 Unmating Force: 1.0Kg~4.0Kg(9.8N~39.2N)
8. Durability: 10000 Cycles



				GENERAL TOLERANCE		DRAWN	Gene Li		2018/09/12		东莞市祥舜电子科技有限公司 DONGGUAN X-SHUN ELECTRONIC TECHNOLOGY CO., LTD				
				.X	±0.35	X.°	± 2°	CHECKE	QC						PART NO.
				.XX	±0.25	.X°	± 1°	APPROVE			TITLE:		DP 20P母座 沉板SMT无卷边 四脚插板1.6PCB置中		
				.XXX	±0.15	.XX°	± 0.5°	PROJECT				REV	A0	DRAWING NO.	DP-11
REV	ECN NO	DESCRIPTION	DATE	SIGNATURE			UNIT	mm	SCALE	1:1	SHEET				